

2019 NIR MMR Care Plans Update

In response to the ongoing Measles outbreak in New Zealand, the Ministry of Health provided instructions for Practice Management Systems to correctly record MMR vaccines in the NIR for different age groups. Intrahealth has followed the instructions accordingly and released new and updated MMR care plans. These care plans are funded, so please follow the usual bulk billing process for claiming. Clinics can start using these care plans immediately.

Care Plans

MMR outbreak care plan for 6-11 months babies (MMR-0)

Use this new care plan to record MMR for babies aged 6 to 11 months. This care plan has one dose of MMR with indication "5" ("Primary course").

2017 New Zealand Immunisation Schedule (CI)

Continue to use the existing care plan and other catch up care plans (CUP3M, CUP8M, CUP12M, CUP15M, CUP4Y, CUP5Y, CUP7Y) to record standard MMR immunisation with indication "15M" or "4Y" in the childhood immunisations schedule. These care plans have not changed.

MMR Outbreak care plan for age 13 years and older (MMRCP)

Use this new care plan for patients aged 13 years old and above. This care plan has two doses with indication "Stn". The second dose is optional. See [Removal of Optional Second Dose of MMRCP](#) section later in this document on how to remove the second dose. If you already have a MMRCP care plan, the plan will be updated after importing our Jaffa files.

Measles, mumps and rubella virus vaccine, outside birth cohort Care Plan (MMROCP)

Some clinics may have this care plan. If you do, you will no longer need to use it once the above care plans are imported.

We recommend you use the updated MMRCP care plan instead of your old MMROCP care plan, because we have been informed that next year, the Ministry of Health will expand the MMR outbreak immunisation to two doses. However, if you choose to continue using this care plan, you will need to manually update it. See [Modifications to Existing MMROCP Care Plan](#) section later in this document for more information.

Requirements

Profile version 8.4+

You should already have upgraded to version 8.4.27.4 following the April 2019 CSC changes.

1. Download files from the Self Service Centre. The compressed file will be named 2019 NIR MMR Care Plans Update.
2. Save it to an accessible folder.
3. Unzip the downloaded compressed file and its contents. When finished, you should have a 2019 NIR MMR Care Plans Update folder containing the following:
 - A '2019 NIR MMR Care Plans Jaffa Files' folder with five Jaffa files
 - 2019 NIR MMR Care Plan Update (this document)
4. Ensure all existing NIR immunisations have been bulk billed and submitted.

NOTE:

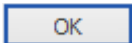
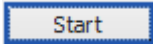
As always, it is recommended a database backup be performed before importing any Jaffa files. Please ensure a backup has been performed.

Import of Jaffa files

1. Log in as an **Administrator**.
2. Go to **Organisation/Import & Export/Import Jaffa Folder**. This opens the Select Folder window.

NOTE:

Selecting **Import Jaffa Folder** ensures that the Jaffa files are imported in the correct order.

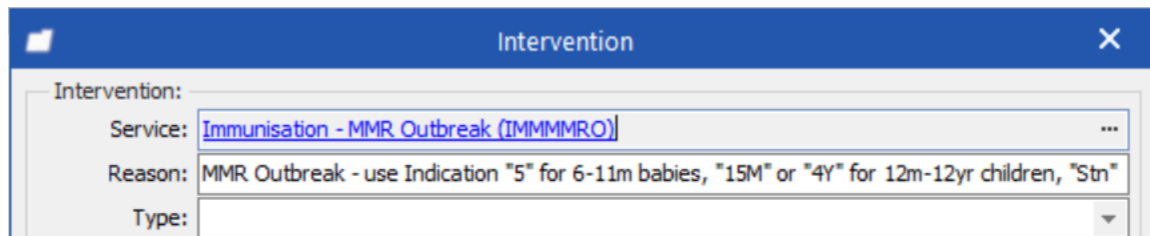
3. Locate the '2019 NIR MMR Care Plans Jaffa Files' folder, containing the downloaded Jaffa files, and select it. Jaffa files included:
 - MMR-0 care plan.jfa - MMR outbreak Care plan for 6-11 months babies
 - IMMMMR-0.jfa - Bulk biller settings in MMR-0 Care plan
 - MMRCPC care plan.jfa - MMR Outbreak Care plan for age 13 years and older
 - IMMMMR-1.jfa - Bulk biller settings in MMRCPC Care plan
 - IMMMMR-2.jfa - Bulk biller settings in MMRCPC Care plan
4. Press .
5. In the Jaffa File Import window, press . The Jaffa files will be imported.

Modifications to Existing MMROCP Care Plan

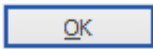
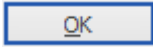
If you already have the Measles, mumps and rubella virus vaccine, outside birth cohort Care Plan (MMROCP) and choose to continue using it, you will need to update it following the instructions below:

1. Go to **Maintain/Care Plans**.

2. Double click the **MMROCP** care plan.
3. Select the **Interventions** tab.
4. Double click the **IMMMRO** intervention.
5. Update the **Reason** field to MMR Outbreak – use Indication “5” for 6-11m babies, “15M” or “4Y” for 12m-12yr children, “Stn” for 13yr and above.

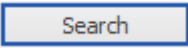


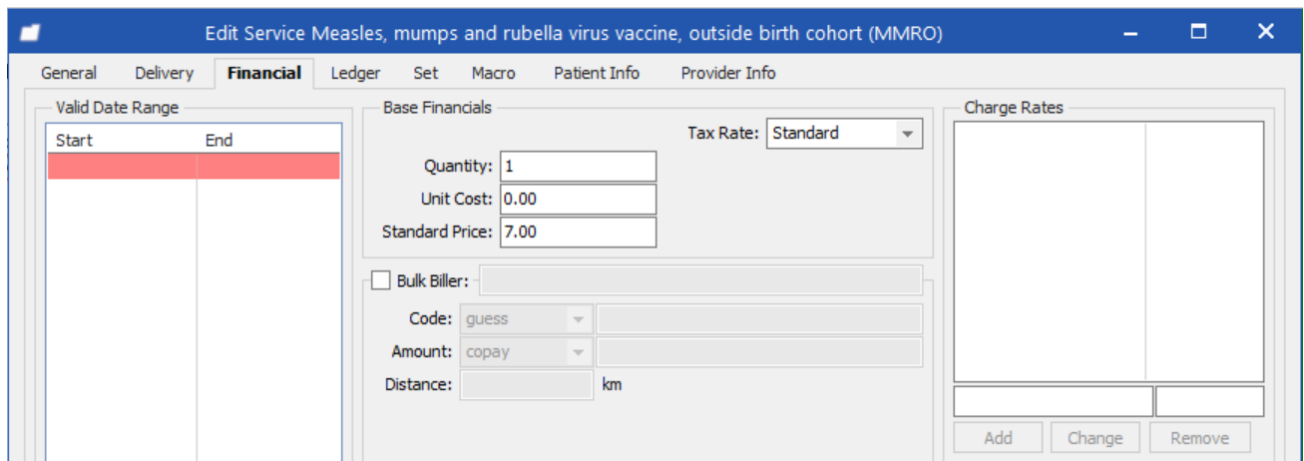
This will remind the clinical practitioners to use the correct indication code for different age group patients, and the claim will not be rejected because of the wrong indication code.

6. Press  to save and close the action.
7. Press  to save and close the care plan template.

Removal of MMROCP Care Plan Fee

The following change is to remove the \$7 fee on the MMROCP care plan. If you are still charging patients over the age of 18 and not eligible for the special group/high risk of vaccinations \$7 for the visit, no change is required here.

1. Go to **Maintain/Services**.
2. In the **search** field, enter MMRO and press .
3. Double click **MMRO** in the search result.
4. Select the **Financial** tab.



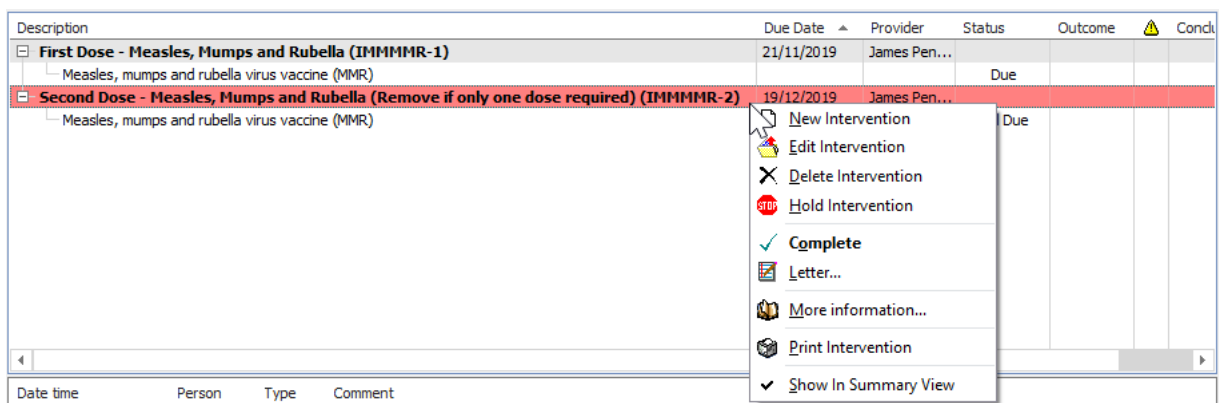
5. In the **Standard Price** field, remove **7.00**.

- Press . This will remove the additional \$7 fee to the patient.

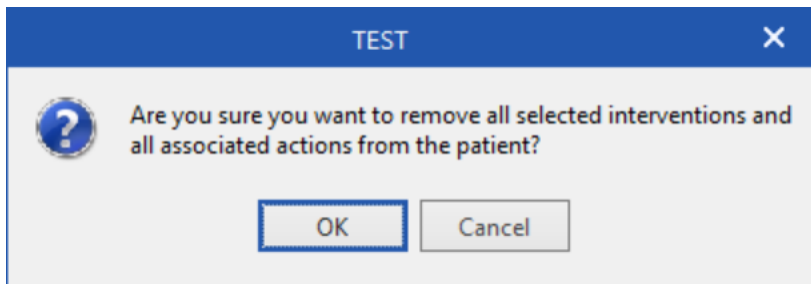
Removal of Optional Second Dose of MMRC

The Ministry of Health advises that one dose of the MMR vaccine will protect 95 percent of people while two doses will protect 99 percent of people. If the clinician decides that the second dose of MMR is not required for the patient, please follow the steps below to remove it:

- In the MMRC care plan that was added to the patient, right click on the **Second Dose - Measles, Mumps and Rubella (Remove if only one dose required) (IMMMR-2)** intervention.



- Select **Delete Intervention** from the right-click menu. This opens a dialogue box.



- Press . The second dose MMR is now removed. This will not generate a message to NIR.